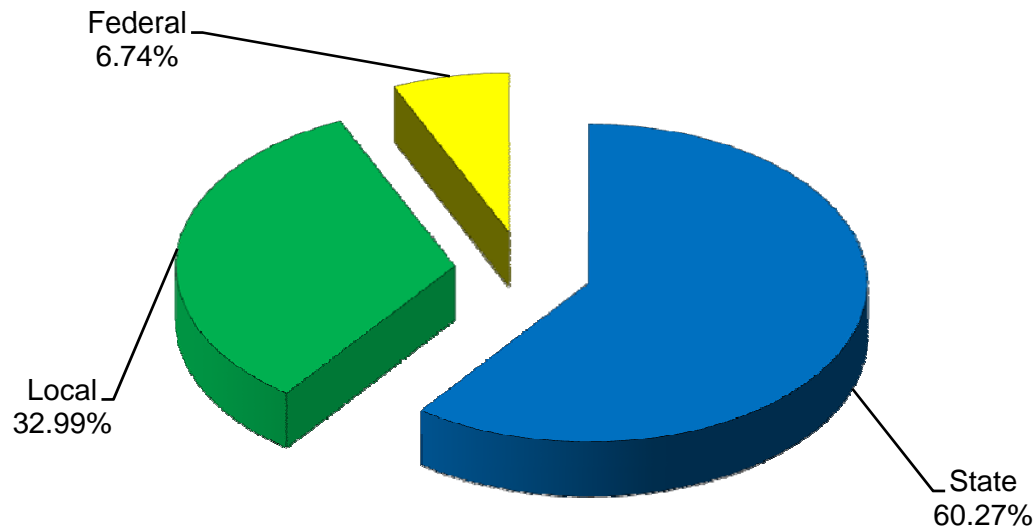


# **Budget Reduction Plan**

Presented to  
Guilford County Board of Education  
December 17, 2008

# 2008-09 OPERATING BUDGET

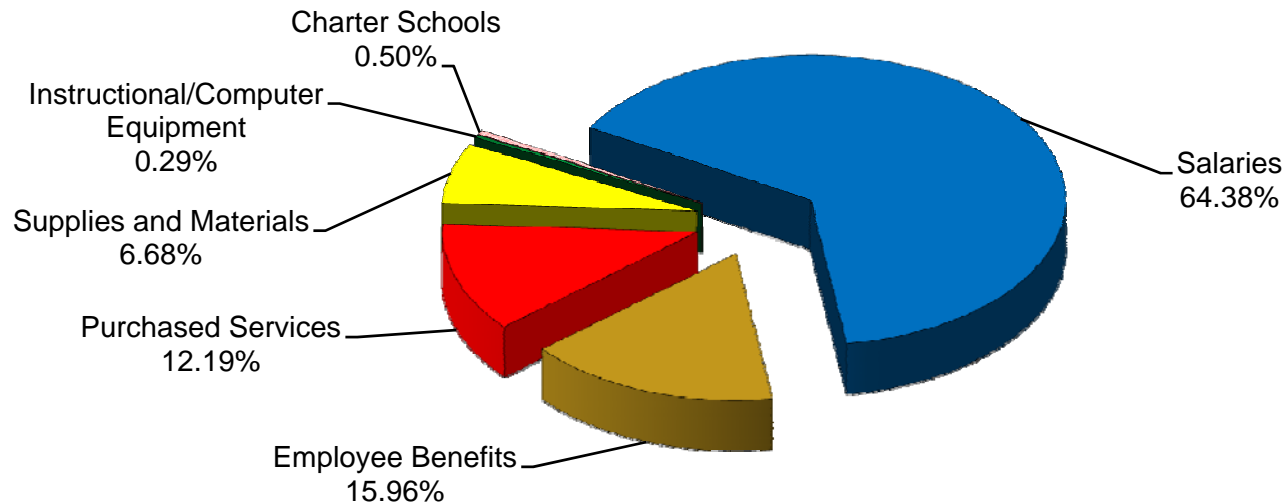
2008-09 Operating Budget Revenues/Sources Where The Money Comes From	
State	\$ 356,253,627
Local	194,975,340
Federal	39,862,382
<b>Total</b>	<b>\$ 591,091,349</b>



NOTES: Operating budget excludes capital outlay, school food service and After School Care Enrichment Services (ACES) funds. Operating budget data is as adopted by the Board on September 11, 2008.

# 2008-09 OPERATING BUDGET

2008-09 Operating Budget Expenditures/Uses Where The Money Goes	
Salaries	\$ 380,532,750
Employee Benefits	94,364,625
Purchased Services	72,027,616
Supplies & Materials	39,478,052
Instructional/Computer Equipment	1,718,191
Transfers to Charter Schools	2,970,115
<b>Total</b>	<b>\$ 591,091,349</b>



## STATE BUDGET ADJUSTMENTS

**TOTAL AMOUNT OF ADJUSTMENTS = \$3,793,256**

- **Required Reversion**

- \$58M statewide or 0.75% of all local school district and charter school allotments
- GCS share = \$39.25 per ADM or **\$2,834,665**

- **Decrease in ADM (Average Daily Membership)**

- Based on one-half of the difference between adjusted NCDPI allotted ADM and GCS second month ADM which = 307 students
- Requires adjustment in several categories, including 13.5 classroom teachers, support positions, textbooks and supplies
- GCS dollar adjustment = **\$958,591**

## ACTIONS TAKEN BY GCS

### INITIAL ACTIONS:

- ✓ Implemented hiring freeze
- ✓ Continued to hold 25% of Weighted Student Formula (WSF) dollars in abeyance

### ONGOING ACTIONS:

- ✓ Freeze hiring of non-school based personnel
- ✓ Accrue compensatory time versus paying overtime (effective 1/1/09)
- ✓ Curtail travel
- ✓ Delay certain contracted services

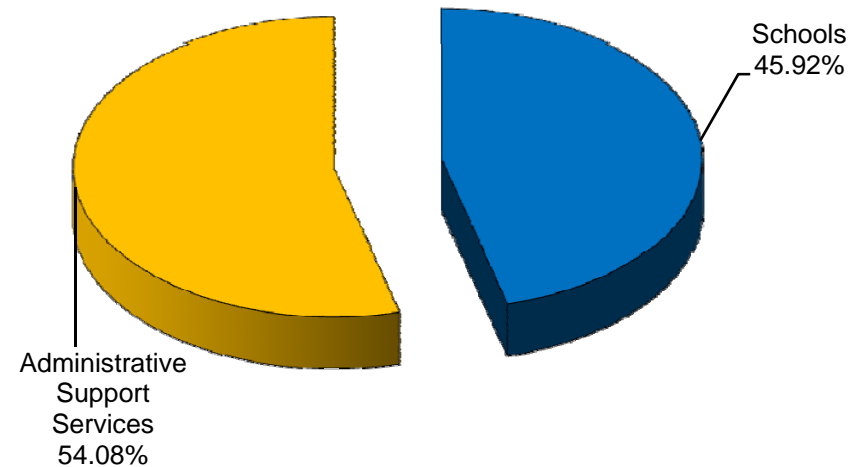
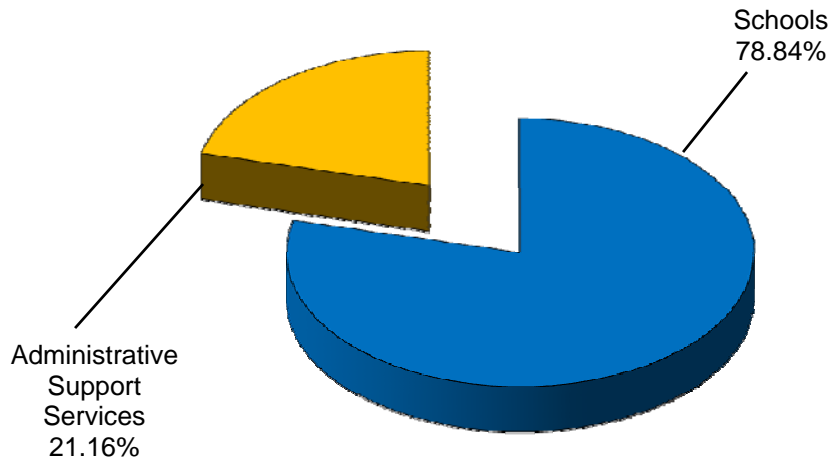
## BUDGET ADJUSTMENT APPROACH

- ✓ Keep current staff employed
- ✓ Minimize impact on the classroom
  - Difficult to do given:
    - ☑ 78.84% of our resources are in schools
    - ☑ 21.16% are used to provide administrative/support services
- ✓ Share burden of budget cuts throughout district
- ✓ Maintain flexibility and continue to deliver quality services
- ✓ Maintain focus on and commitment to being:
  - child centered
  - united
  - excellent

# SUMMARY OF BUDGET CUTS

SUMMARY OF OPERATING BUDGET	
Schools	\$ 466,016,420
Administrative Support Services	125,074,929
<b>Total</b>	<b>\$ 591,091,349</b>

SUMMARY OF BUDGET CUTS	
Schools	\$ 1,741,905
Administrative Support Services	2,051,351
<b>Total</b>	<b>\$ 3,793,256</b>



## SUMMARY OF BUDGET CUTS

- **Schools = \$1,741,905 or 45.92% of \$3.8M cuts**
  - Charter school adjustment
  - Weighted Student Formula (WSF) dollars
  - Visiting International Faculty (VIF) supplies/materials dollars
  - Career & Technical Education (CTE) lapsed salary dollars
  
- **Administrative = \$2,051,351 or 54.08% of \$3.8M cuts**
  - Charter school adjustment
  - Medicaid Administrative Claim (MAC) escrow dollars
  - Central Office budget reductions