



# GOGUARDIAN

Monroe-Leach



**1. Download and open the GoGuardian Parent application**  
The GoGuardian Parent App is available on the Apple App Store [HERE](#) or Google Play [HERE](#).  
NOTE: GoGuardian Parent is currently to or newer than iOS 8 and Android version equal to or newer than compatible with iOS versions equal n Android Jelly Bean, v16, 4.1.x.



## Welcome to GoGuardian

To login, enter your email for authentication

Enter

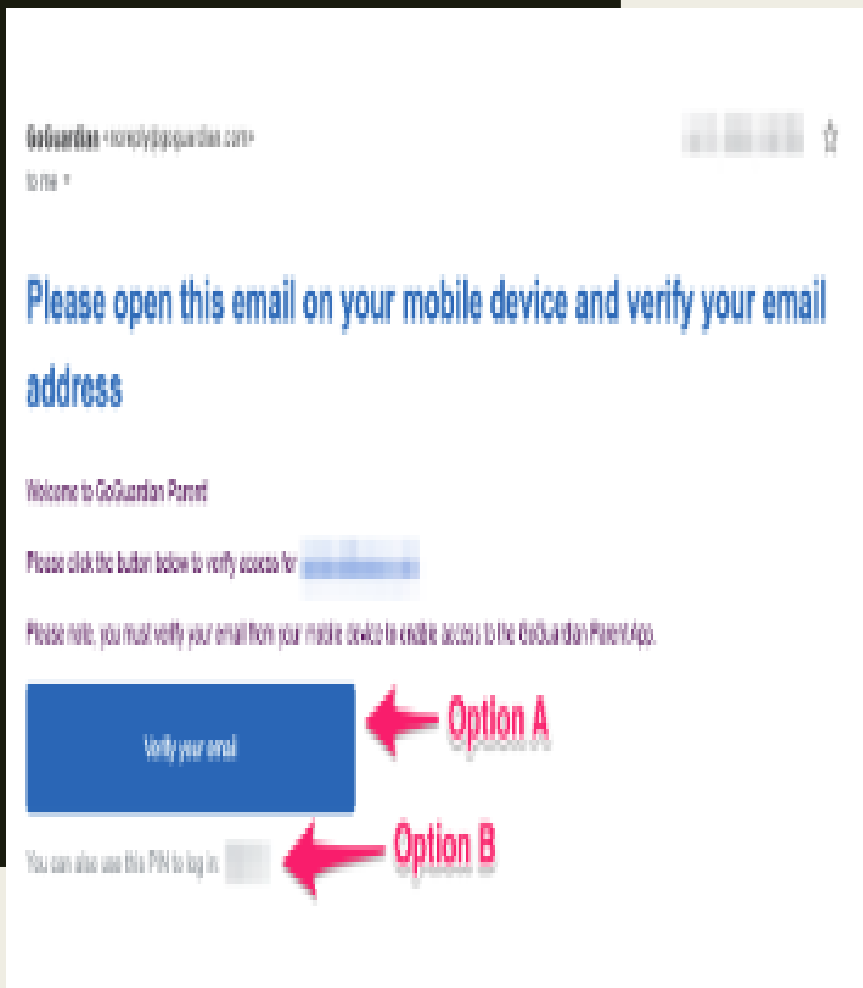
## 2. Enter email address for authentication

**You MUST use the same email on file in PowerSchool.**

Once the application has loaded, follow the on-screen prompts to authenticate the application with your email address on file with the school's administration.

If the message "Sorry, the email you provided can't be verified. Please try again or contact your school's administrator" appears, double-check the spelling of the full email address.

**If you have a problem with your email address, please contact the school's Data Manager to confirm or change the email address on file.**

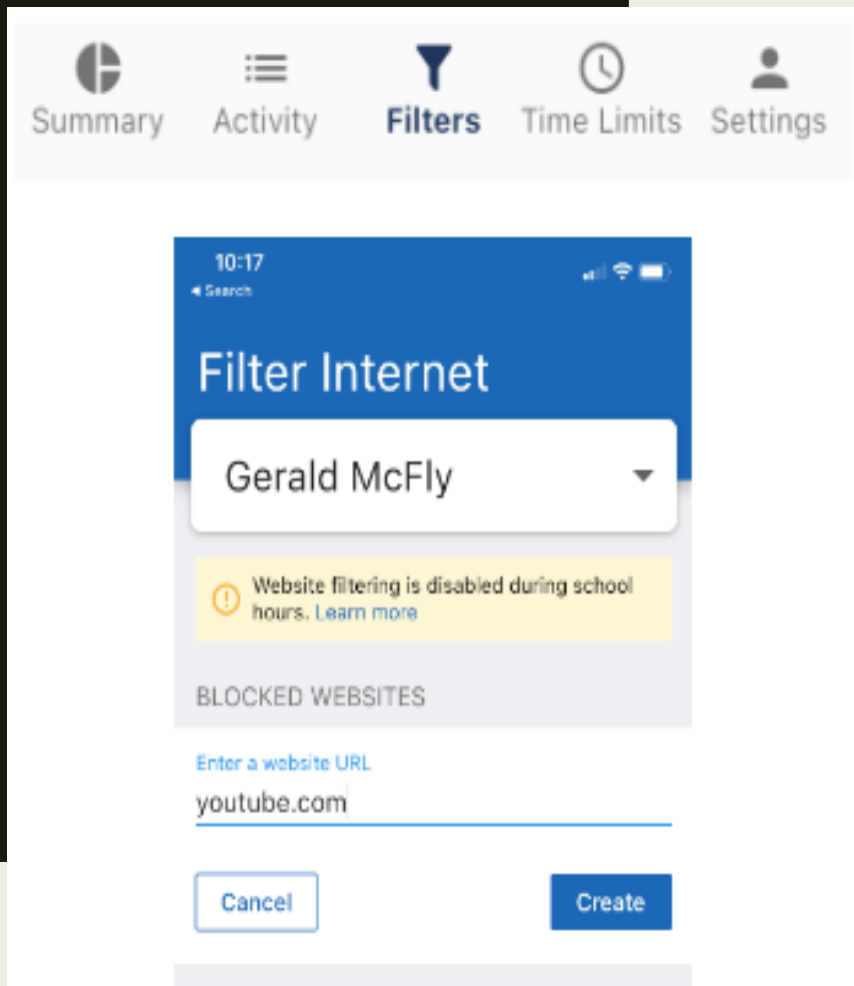


### 3. Email verification

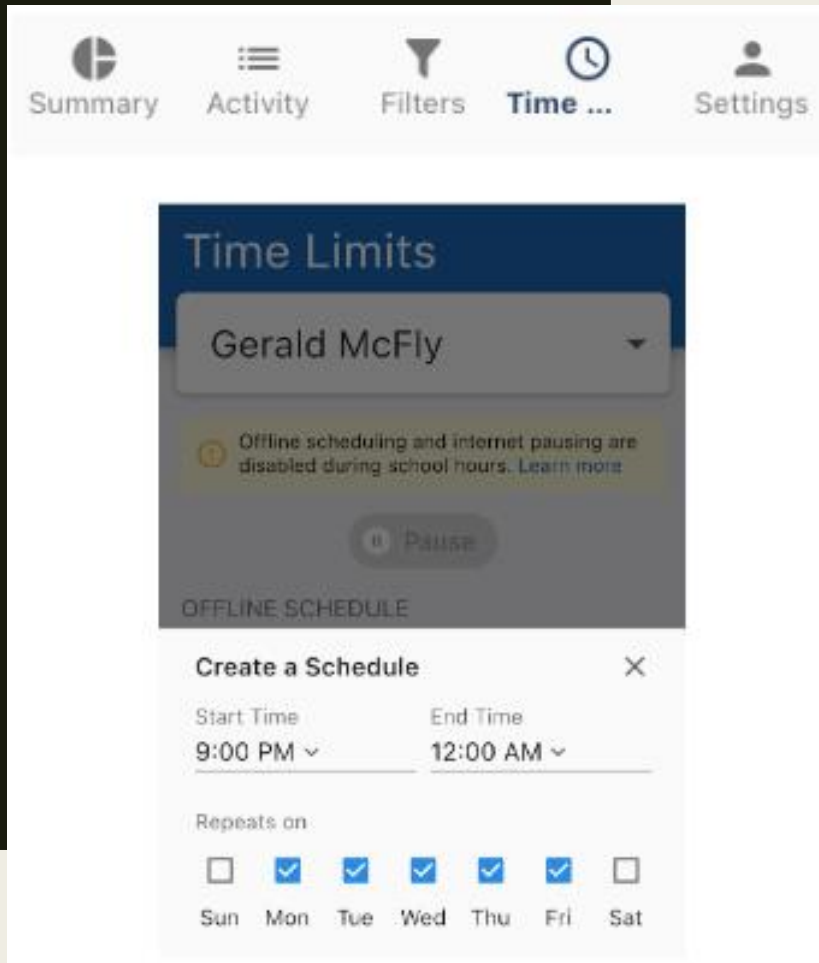
After successfully entering the email address, a prompt will appear "Please check your email - Click the link in your email to log in."

**The easiest route is Option B** - use the PIN provided within the email within GoGuardian Parent to complete verification.

Alternatively, you can use Option A - proceed to check your email *on your mobile device* and press the link within the email to complete verification.



**Block Specific Websites**  
GoGuardian Parent allows you to enforce which sites your children **cannot** access while considered *out of school* (Monday - Friday between 6:01 pm and 6:59 am and all weekend).



**RESTRICT INTERNET ACCESS  
GOGUARDIAN PARENT ALLOWS ON  
DEMAND PAUSING OF INTERNET  
ACCESS FOR YOUR CHILDREN, AS  
WELL AS SCHEDULING SPECIFIED  
PERIODS OF NO INTERNET ACCESS.**