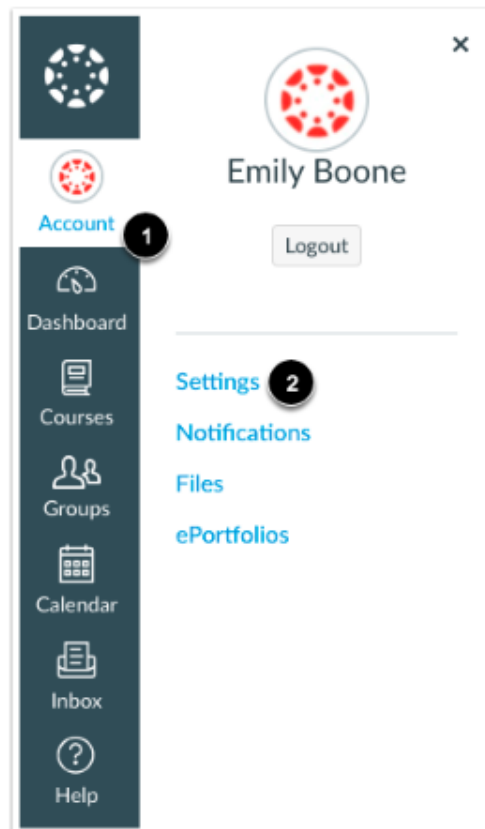


How Can Parents Create an Account In Canvas to Observe Their Child?

1. Before beginning the process of signing up as a parent, the student must get a pairing code from their account. [What is a Pairing Code?](#)
 - a. How do I generate a pairing code for an observer as a student?

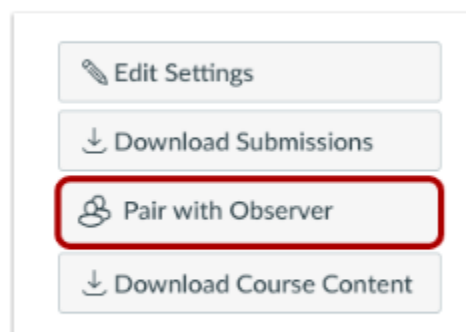
Open Settings



In Global Navigation, click the **Account** link [1], then click the **Settings** link [2].

i.

Pair with Observer



Click the **Pair with Observer** button.

ii.

iii. **Copy Pairing Code**

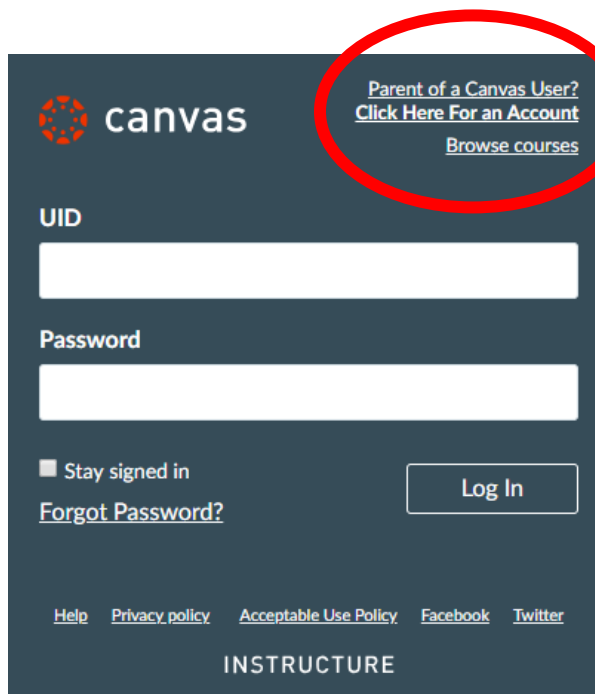


Copy the six-digit alphanumeric pairing code [1]. You will need to share the code with the observer who will link to your account. The pairing code will expire after seven days or its first use.

To close the window, click the OK button [2].

Note: Pairing codes are case sensitive.

- b. Have the student log out of Canvas and close the web browser they used to log into their account.
2. Open Google Chrome web browser and go to the following URL:
<https://gcs.instructure.com/login/canvas>
3. A Canvas login screen window will appear. Click on the “Parent of a Canvas User? Click Here For an Account” link .



4. A parent signup window will appear. You will need to complete all fields and check the box that you agree to the terms of use and acknowledge the privacy policy. Click on the Start Participating button.

Parent Signup ×

Your Name

Your Email

Password

Re-enter Password

Student Pairing Code [What is a pairing code?](#)

You agree to the [terms of use](#) and acknowledge the [privacy policy](#).

Don't forget to check this box