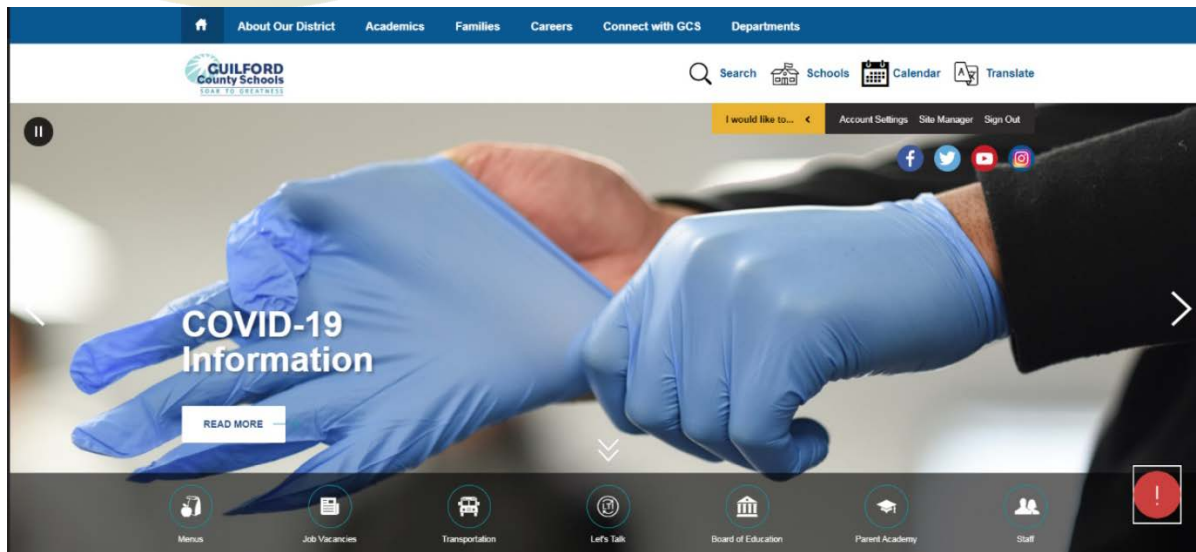


Get Help Now with a FREE Live Tutor

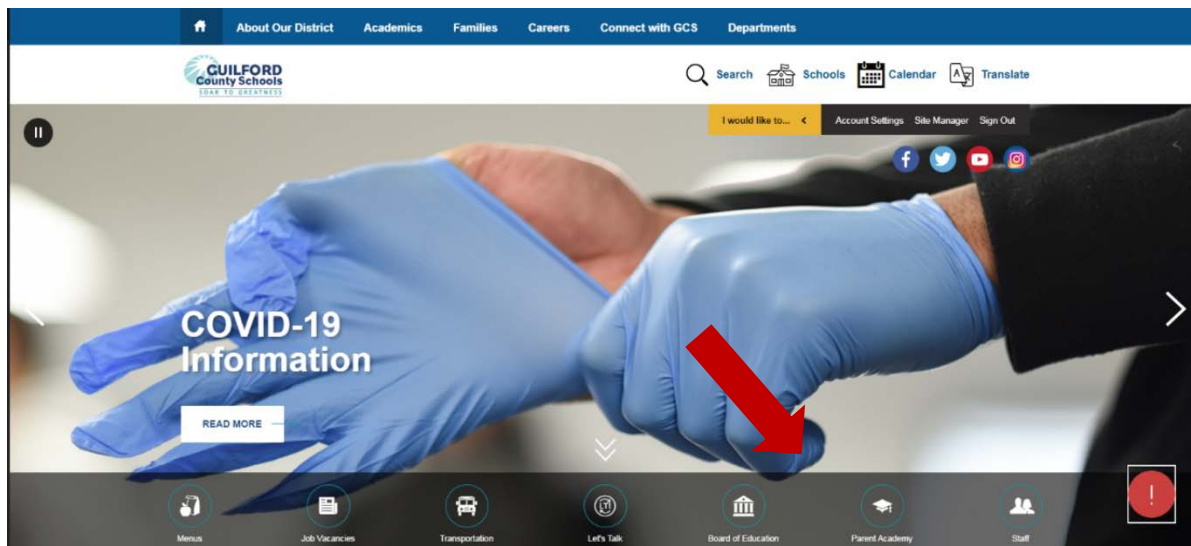
Step 1

Go to the Guilford County Schools (GCS) website www.qcsnc.com.



Step 2

Click on the Parent Academy icon located on the ribbon at the bottom of the screen.



Step 3

From the left menu, click Brainfuse Online Live Tutoring.

The screenshot shows the Guilford County Schools website. The top navigation bar includes links for Home, About Our District, Academics, Families, Careers, Connect with GCS, and Departments. Below the navigation bar is the Guilford County Schools logo and a search bar. The main content area features a "Welcome to Guilford Parent Academy" banner with two images: one showing hands in blue gloves and another showing a person's hands on a computer keyboard. A red arrow points to the "BRAINFUSE Online Live Tutoring" link in the left-hand navigation menu. The right-hand side of the page includes social media icons, an "Edit Page" button, and a "Contact Us" section with contact information for Kimberly M. Funderburk, LaSheka White, Byron Hartsfield, Jacqui Hawkins, and Gabriela Ramirez-Lira.

Step 4

Click the link to register for access 24 hours a day, 7 days a week.

The screenshot shows the Guilford County Schools website with the "Brainfuse Help Now Tutoring" page selected in the left-hand navigation menu. A red arrow points to the "BRAINFUSE Online Live Tutoring" link. The main content area features the Brainfuse Help Now logo and a section titled "Brainfuse Help Now Tutoring". The text describes the service as an all-in-one suite of tutoring services designed for a wide range of academic needs. A red arrow points to the "Click here" link at the bottom of the text, which leads to the registration page. The bottom of the page features a dark navigation bar with icons for Menu, Job Vacancies, Transportation, Let's Talk, Board of Education, Parent Academy, and Staff.

Step 5

Sign up for a free account or log in with your user name and password.



Sign In

Sign Up

Click the 'Sign Up' button and complete the form to register for site access. You will be notified when your account is approved and ready for access.

[Need access to this site?](#)

Sign Up



Sign In

User Name:

Password:

[Forgot your password?](#)

Remember me


Sign In

[Sign in using Windows Authentication](#)

Step 6

From the left menu, select HelpNow Tutoring.


BROWSE PAGE




Parent Academy [Calendar of Events](#) [EDIT LINKS](#)

Parent Academy

Guilford County Schools

- Home
- Free Digital Resources
- HelpNow Tutoring 
- Calendar of Events
- Recent
- Site Contents

[EDIT LINKS](#)



Welcome to the online Guilford Parent Academy!

Through Guilford Parent Academy, parents and students can access a number of resources that can help inspire excellence and raise student achievement. Chat with an online tutor, get help with a writing assignment, improve reading skills, explain complex math topics and much, much more!

Click on the [HelpNow Tutoring](#) link to explore the latest resources from Brainfuse.

The [Free Digital Resources](#) link provides online tutorials, access to Core Learning which offers a Read-a-Loud feature to support reluctant readers in learning at home and more than 300 video learning resources with focus on social and emotional issues supported by Connect with Kids. From this site, click on the [Calendar of Events](#) link to view workshop and events offered by Guilford Parent Academy.

Step 7

Click on the HelpNow logo to access the online dashboard.

The screenshot shows the Guilford County Schools website with the HelpNow Tutoring dashboard. The top navigation bar includes "BROWSE" and "PAGE". The main header features the Guilford County Schools logo, "Parent Academy", "Calendar of Events", and "EDIT LINKS". The page title is "HelpNow Tutoring". A sidebar on the left lists "Guilford County Schools", "Home", "Free Digital Resources", "HelpNow Tutoring" (highlighted), "Calendar of Events", "Recent", "Site Contents", and "EDIT LINKS". The main content area has a red arrow pointing to the "brainfuse HelpNow" logo. Below the logo, there are sections for "HelpNow Tutoring", "Brainfuse HelpNow", and "Brainfuse Adult Learning".

HelpNow Tutoring

Brainfuse HelpNow

HelpNow is an all-in-one suite of tutoring services designed for a wide range of academic needs, whether it's tackling a tough homework problem, mastering a particular topic, or writing a paper. HelpNow services include expert academic tutoring and self-study tools. Students access live, on-demand academic help and state-aligned skills building lessons from expert tutors. With HelpNow, tutors and students communicate in real time in our online classroom by typing, drawing and marking-up lessons and web content. Plus, students can use a secure file sharing feature in the writing lab to submit writing assignments to writing tutors any time of the day. The Brainfuse full-service test center offers practice tests for all levels in math, reading and writing as well as college preparatory tests including the SAT.

Brainfuse Adult Learning

Since we know many parents are lifelong learners, either going back to school to finish high school, complete undergraduate and graduate degrees or those of us who just love to learn,

Step 8

Use the HelpNow dashboard to selection the topic, subject and language. Available En español. Click Get Live Help.

The screenshot shows the Brainfuse HelpNow dashboard. The top navigation bar includes the Brainfuse HelpNow logo, the Guilford County Schools logo, and a language dropdown menu set to "English". There are also links for "Inbox" and "Tasks", and a "Logout" button. The main navigation bar includes "Home", "Expert Help", "Study", "Collaborate", "Adult Learners", and the email address "funderk@gcsnc.com". The "Live Help" section is highlighted, showing a "Live Help" icon and a "Get Live Help" button. There are two dropdown menus for "Select Topic" and "Select Subject". A checkbox option is available: "Por favor marque aquí si prefiere tutoría en español". A sidebar on the right lists "Learning Account Features" including "My Account", "My Past Sessions", "My Message Center", "My Tests", "My Calendar", "My Brainwaves", and "My CloudPack".

Live Help

You are just moments away from connecting with a live instructor. Simply select your grade and subject from the drop-down menus.

-- Select Topic --

-- Select Subject --

Por favor marque aquí si prefiere tutoría en español

Get Live Help

Learning Account Features

- My Account
- My Past Sessions
- My Message Center
- My Tests
- My Calendar
- My Brainwaves
- My CloudPack

Step 9

You are now in the chat room with a live tutor and whiteboard. Your live tutor will already be in the chat room. Say hello and type your question using the chat form on the right. You can also use your mouse to add the question to the whiteboard.

