
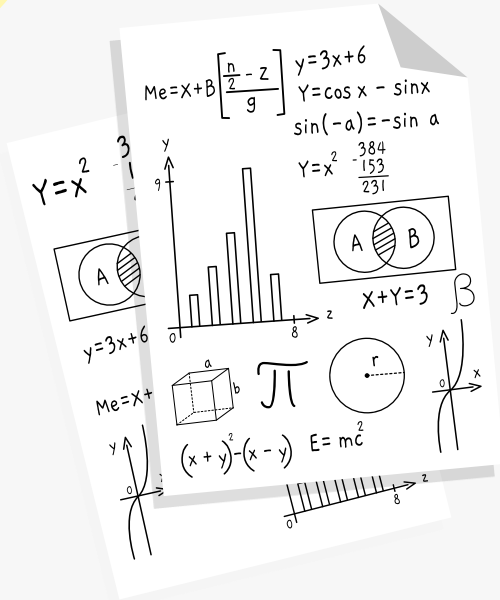



How to Support Your Learner in Math





Tips


Math can induce a lot of anxiety. Here are some tips on how parents can support their developing mathematicians.



Tip 01

Help foster a positive math identity


- Negative attitudes toward mathematics are rooted in 2 things.....speed and public shaming
- Math anxiety is real
- Overcoming prior math trauma takes work and support
- Let your child develop their own math identity- please do not give them yours (especially if it is rooted in trauma)



Tip 02

Understand our goals

- Build critical consumers of data
- Develop thinkers
- Prepare students to learn math at high levels
- Learning is the MOST important thing – **not grades**




Tip 03



Help learners take responsibility for learning

- We can teach it to them, but we cannot understand it for them
- Learning is hard work
- Learning is an active process
- Those who do the work do the learning






Tip 04

Math is everywhere – help learners see it and use it

- Help students embrace the math around them – notice road signs and figure out travel times, speed, check for reasonableness
- Estimate time and distances
- Measurement
- Checking for reasonableness is helpful



Tip 05

What really matters?

- Student who do not like the subject won't learn
- **Students who do not attend class won't learn**
- Students need to do problems to study for tests – looking at notes and prior work is insufficient
- Homework matters – it is part of the learning process
- If a child is not doing well, check their workbook. Is it complete? Can they explain a lesson to you? Compare it to where the Canvas weekly entries indicate the class is.



Tip 06

What additional supports are available?

- For Math 1 students with an average less than 85, I **tutor** Wednesday and Thursday afternoons from 3:30 to 4:15. Students must have a ride by 4:15 to be safe from the high school traffic.
- I need to know if students are coming.
- Links to help with the Ready, Set and Go sections are available online. Signup is free. Students are already signed up. You may sign up if you like. There is a flyer.

With all this in mind, students must do the learning.



Syllabus

Course outline

- Link to state standards is on the online syllabus
- Electronic copy on my syllabi (QR Code for access is in the back of the room.)
- Canvas is available for parents to access their student's accounts/classes (Instructions are available from a handout in the back of the room)
- PowerParent is available to update you on student grades (Instructions for access are on a sheet in the back of the room)
- Remind access – see syllabus

Math 2 Syllabus with live links:



Math 1 Syllabus with live links:



PowerParent??

Quick Reference Guide to Creating an Account for PowerSchool Parent Portal

What is PowerSchool Parent Portal? PowerSchool Parent Portal gives parents and students access to real-time information including attendance, grades and detailed assignment descriptions, school bulletins and even personal messages from the teacher.

***** **Do you have an Access ID and Access Password for each child?** *****

No – STOP

Please visit pa.gcsnc.com (do not enter **www** in front of the address) and register to receive the Access ID and Access Password for each child you have enrolled in a Guilford County School. You may also visit the data manager at your child's school in order to obtain this information. The Data manager will require valid photo ID.

Yes

Review the following instructions on how to create an account for PowerSchool Parent Portal.

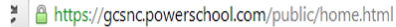
An Access ID/Access Password is assigned for each student in the Guilford County School System. Therefore you will need the Access ID/Access Password for each child.

*******Must 1st Create a PowerSchool Parent Portal Account*******

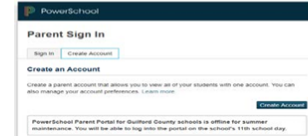
How to Create a PowerSchool Parent Account – Step 1-6 is a one-time process.

Once created, you will not need to create an account again

Step 1: Open your web browser to the GCS PowerSchool URL; gcsnc.powerschool.com/public (do not enter **www** before the address).



Step 2: The Parent Sign-In Page appears. Click **Create Account**



Step 3: Enter information in the correct fields on this form.

First Name	<input type="text"/>
Last Name	<input type="text"/>
Email	<input type="text"/>
Desired Username	<input type="text"/>
Password	<input type="password"/>

This is the area where you will create your username and password.

Step 4: Enter the **Student's Last and First Name** (last name, first name) **Access ID & Access Password** (must manually enter, cannot copy and paste) & enter your **Relationship** to your child.


- Repeat Step 4 in order to add your remaining children who attend a Guilford County school to your PowerSchool Parent Portal account. A total of 8 children can be added.
- If you receive an error message, you will need to make any corrections it suggests and fill in the passwords again. Remember the Access ID and Access Password

Canvas observer...

How Can Parents Create An Account In Canvas



1. To begin, creating a **parent account** in Canvas you will need to launch **Google Chrome**.





Open Up Resources

Homework Help Videos

Here are the steps needed for students to set up their accounts:

1. Go to <http://hsmathsupport.openupresources.org/user/register>
2. Complete the registration form, select the 1-year subscription.



Select Your Plan

OUR HS Math Annual Subscription

12 Month Subscription for the Open Up Resources High School Math curriculum
Only \$24.00 per 1 Year



OUR HS Math 6-month Subscription

This is a 6-month subscription to the Open Up Resources High School Math homework help videos.
Only \$12.00 per 6 Months

OUR HS Math 3-month Subscription

OUR High School Math 3-month subscription.
Only \$8.00 per 3 Months

3. Click on **Voucher**.



Voucher code is **GUILFORD2324**

NORTH CAROLINA INTEGRATED MATH 1

Or

NORTH CAROLINA INTEGRATED MATH 2

4. The student will now have access to all the videos for that course.

GoGuardian Parent App

Student online activity report



- If you do not have wifi access at home, please contact our Media Specialist or our School Counselors at school and we will do our best to secure a WiFi hotspot for your student to use with their Chromebook when they are at home.
- We strongly encourage all parents to download and use GoGuardian on all student issued Chromebooks. The GoGuardian Parent App Letter is linked on the Media Center page on the school website under Chromebooks and here is a direct link for more information: [GoGuardian Parent App](#)




Thanks!

Do you have any questions?

youremail@freepik.com

+34 654 321 432

yourwebsite.com



CREDITS: This presentation template was created by [Slidesgo](#), and includes icons by [Flaticon](#), infographics & images by [Freepik](#) and content by [Swetha Tandri](#)

Please keep this slide for attribution

