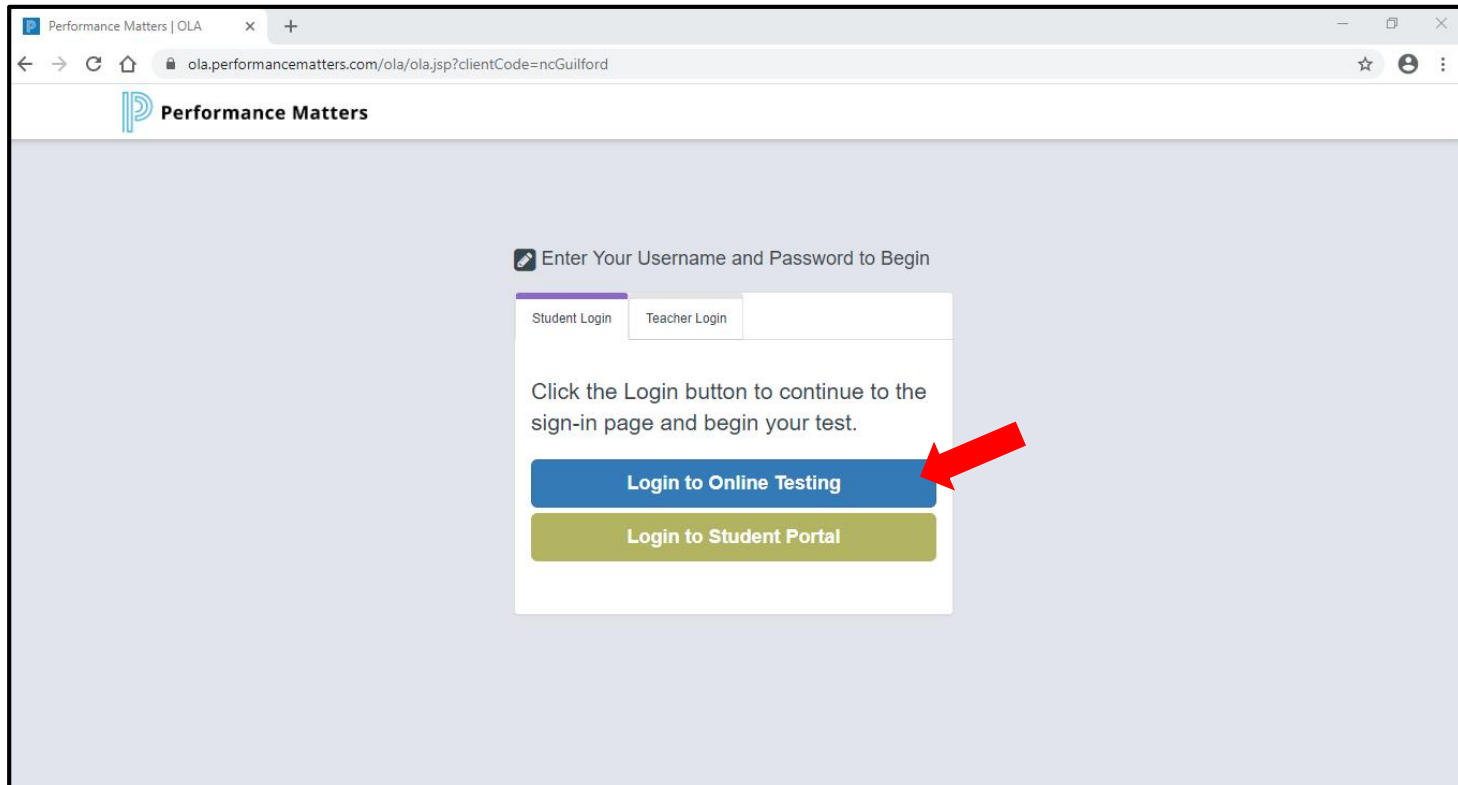


Accessing Performance Matters

Student Directions

Performance Matters Student Log In:

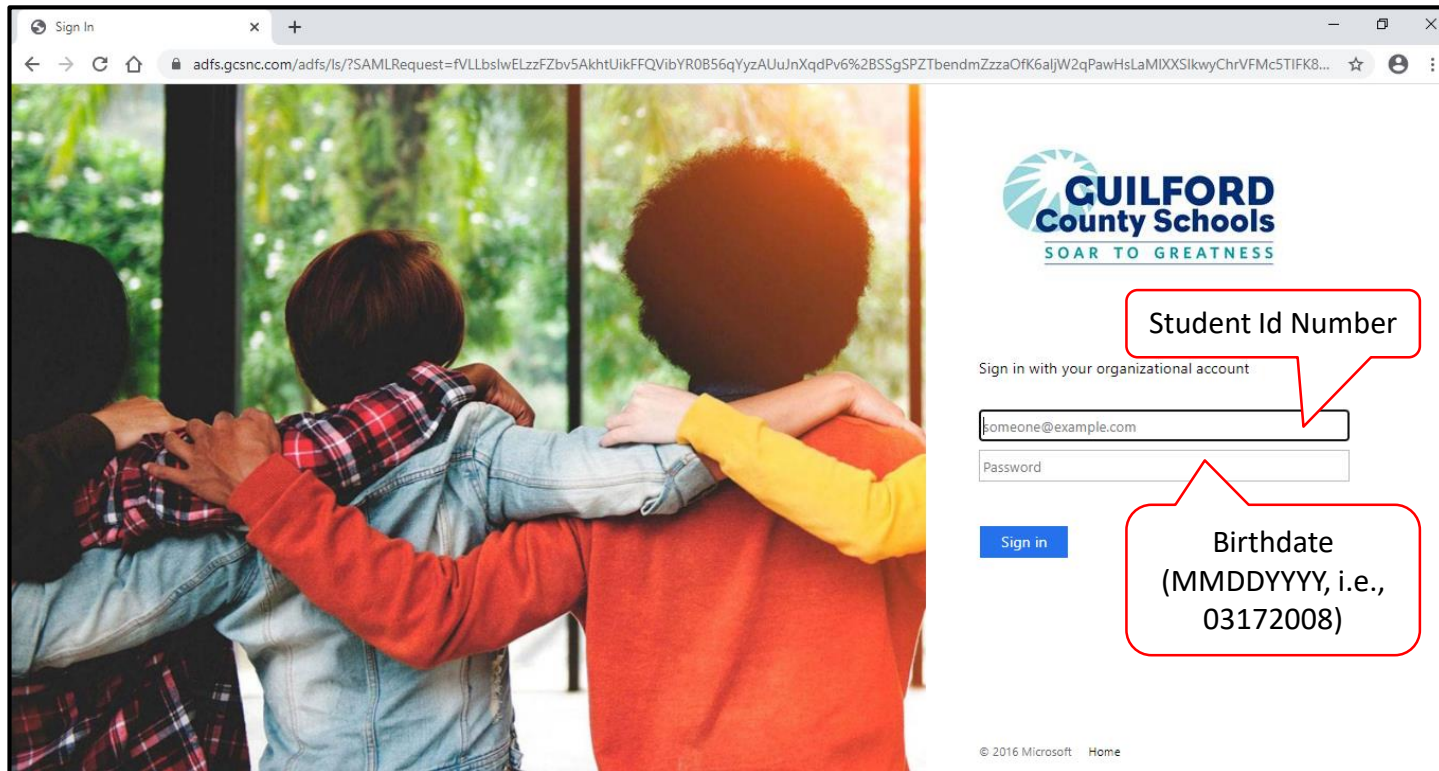
- Access the Performance Matters site via <https://bit.ly/2wAmCxl>
or
<https://ola.performancematters.com/ola/ola.jsp?clientCode=ncGuilford>
- Select “Login to Online Testing”



Performance Matters Student Log In:

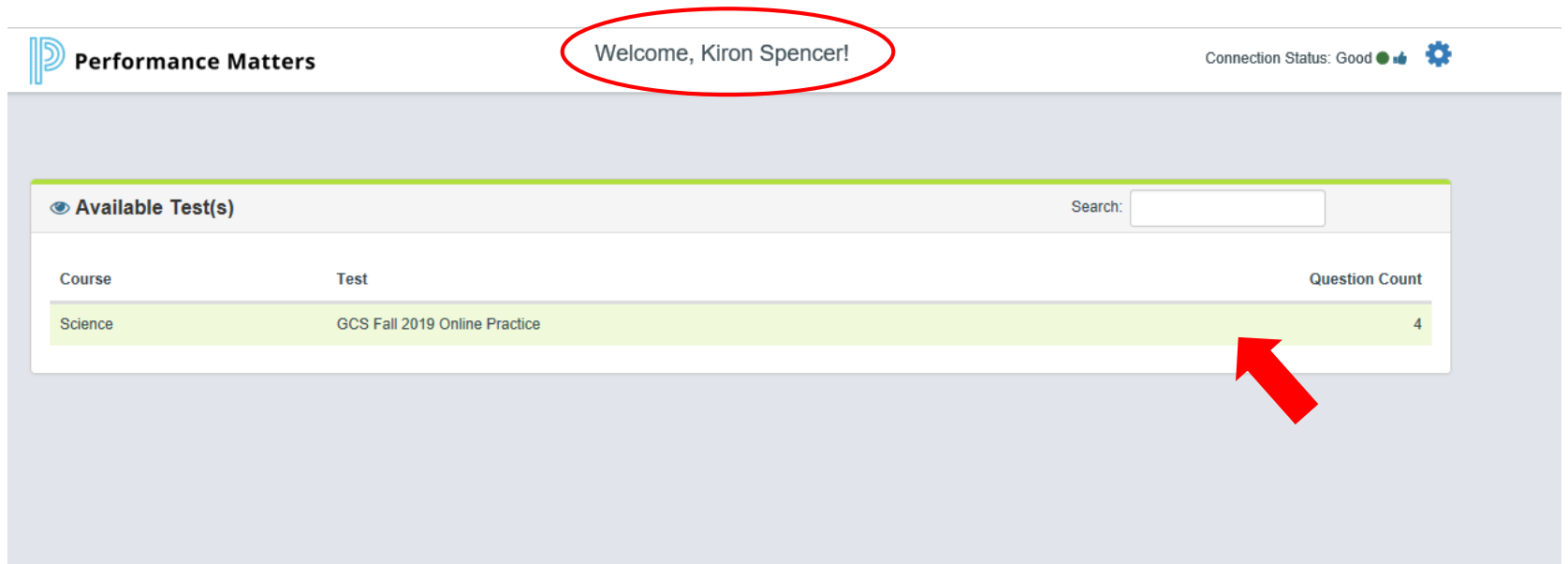
- Enter Username and Password
 - Username is student id number.
 - Password is birthdate, i.e., MMDDYYYY (03012009).
- Select “Sign in.”

Password Troubleshooting:
If a student’s ID number and birthdate do not grant access, contact GCS Technology Services to have the student’s password reset.



Online Assessments: Student View

The student's name will appear at the top of the page. Students should click on the appropriate assessment.



The screenshot shows the Performance Matters student interface. At the top left is the Performance Matters logo. In the center, a red circle highlights the text "Welcome, Kiron Spencer!". At the top right, it says "Connection Status: Good" with a green dot and thumbs up icon, and a gear icon for settings.

Below the header is a section titled "Available Test(s)" with a search input field. A table lists the available tests:

Course	Test	Question Count
Science	GCS Fall 2019 Online Practice	4

A red arrow points to the "GCS Fall 2019 Online Practice" test entry.

Click "Next" to begin the test.

Performance Matters Welcome, Kiron Spencer! Connection Status: Good

GCS Fall 2019 Online Practice

Navigation

Previous question Pause to continue at a later time Next question Submit Test

Tools and Notifications

Help Flag question for later review Remove flag Clear Highlighting Highlight Calculator

Eliminate Answer Choices

Back **Next**

To Enable Text to Speech
Click on the gear in the top right
corner and select "Enabled" under
Text to Speech.

Connection Status: Good

Logout

Select your desired level of magnification

1x

+1.5x

+1.75x

Select your contrast setting

Original

White on Black

Select your desired level of magnification

Text to Speech (BETA)

Disabled

Enabled

When students have completed the test, they should click “Submit Test.”

The screenshot shows the top navigation bar of the Performance Matters platform. On the left is the Performance Matters logo. In the center, it says "Welcome, Kiron Spencer!". On the right, it shows "Connection Status: Good" with a green dot and a gear icon, and "All changes saved". Below the navigation bar, there is a toolbar with icons for flags, a red circle with a slash, a pencil, a refresh arrow, and a speech bubble. A dropdown menu shows "Question 1-4, 4 of 4". On the far right of the toolbar, a blue question mark icon, a mobile device icon, and a green "Submit Test" button are visible. The "Submit Test" button is circled in red. Below the toolbar, a grey bar displays "GCS Fall 2019 Online Practice Question: 1-4".

Students will be prompted to “Submit Test” again.

The screenshot shows a confirmation dialog box titled "Are You Sure You Want to Submit Your Test?". The dialog contains the following text: "Once you have submitted your test you **will not** be able to go back and edit your answers." Below this, it says: "Clicking **Submit Test** will submit the test for Scoring. Clicking **Cancel** will take you back to the test." A green checkmark icon is followed by the text "4 question(s) have been answered". Below this is a table with three columns: "Unanswered", "Flagged", and "Complete". The table lists four questions, each with a green checkmark in the "Complete" column. At the bottom of the dialog, there are two buttons: "← Cancel" and "Submit Test →". The "Submit Test" button is circled in red.

	0 Unanswered	0 Flagged	4 Complete
Question 1			✔
Question 2			✔
Question 3			✔
Question 4			✔

A list of the student's submitted tests appears.

The screenshot shows the Performance Matters user interface. At the top left is the Performance Matters logo. The center of the header displays the user's name, 'Welcome, Kiron Spencer!', and a shield icon. On the top right, it shows 'Connection Status: Good' with a green dot and a thumbs-up icon, and a gear icon for settings. Below the header, the text 'All changes saved' is visible. The main content area is titled 'Submitted Test(s)' and includes a search bar. Below the title is a table with the following data:

Course	Test	Question Count
Science	GCS Fall 2019 Online Practice	4