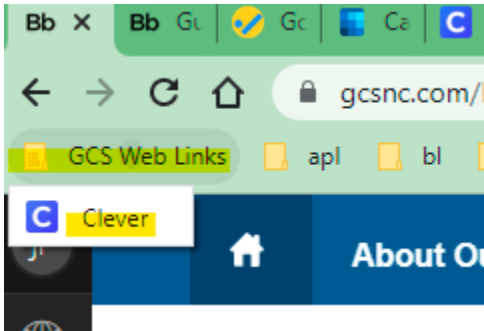
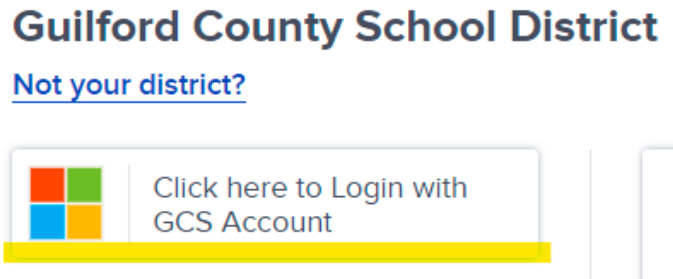
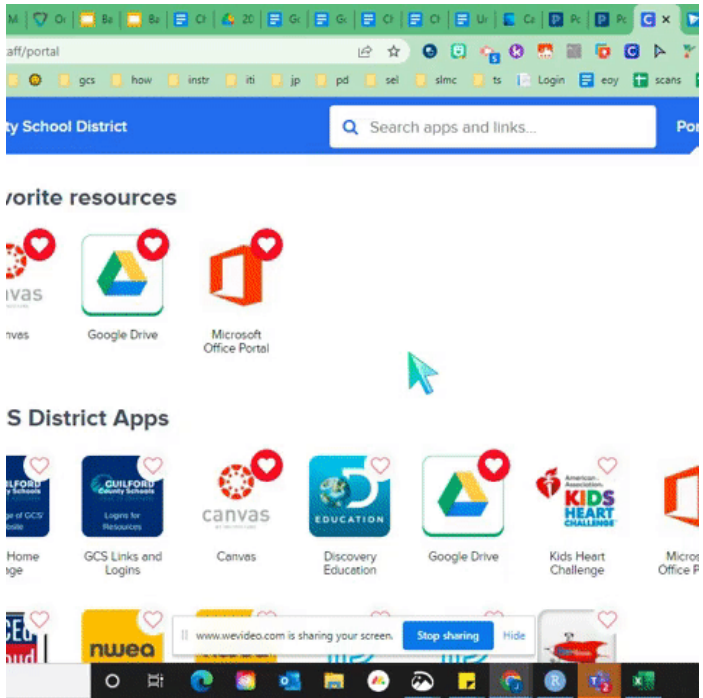


If you don't have access to Clever (your classes aren't rostered), please click this link to log in via website:
[GoGuardian - Teacher Login through Website](#)

If you have rostered classes, use the directions below to log in via Clever:
GoGuardian - Teacher Login through Clever

<p>– Go to Clever. (If it doesn't come up when you open a new tab, use the link under GCS Web Links. The direct link is clever.com/in/GCS.)</p> <p>IMPORTANT: Be sure you are signed in to Chrome with your GCS account. Not sure? Click here.)</p>	
<p>– Select “Click here to Login with GCS Account</p>	
<p>– In Clever, you can either type ‘goguardian’ in the search box or scroll down to the GoGuardian icon (it’s under More Apps).</p> <p>– Select the ♥ to add it to your Favorite Resources. It will now live at the top of your Clever page.</p> <p>– Click the icon to go to your GoGuardian Teacher Dashboard.</p>	

GoGuardian - Teacher Login via Website

Go to teacher.goguardian.com.

Type in your GCS email address and the password you use to log into your device.

IMPORTANT: Be sure you are signed in to Chrome with your GCS account. Not sure? [Click here.](#))

**If your account is not recognized, select 'Forgot your password?' at the bottom and create a new password. (Use your exact same GCS password here... weird but true!)

GOGUARDIAN ADMIN
Log in to your account


Incorrect Email or Password. Please try again or click "Forgot your password?"

Email


Password

Log in

or

 Log in with Google

 Log in with Clever

 Log in with ClassLink

Need an account?

[Learn More](#)

[Forgot your password?](#)