






ISTATION

TAKE THE TEST BETWEEN
SEPTEMBER 2-30
THIS ASSESSMENT SHOULD TAKE BETWEEN 25-45
MINUTES TOTAL

September 2020

Sunday	Monday	Tuesday	Wednesday	Thursday	Friday	Saturday
		1	2	3	4	5
						
6	7	8	9	10	11	12
						
13	14	15	16	17	18	19
						
20	21	22	23	24	25	26
						
27	28	29	30			
						

HOW WILL YOU ACCESS?

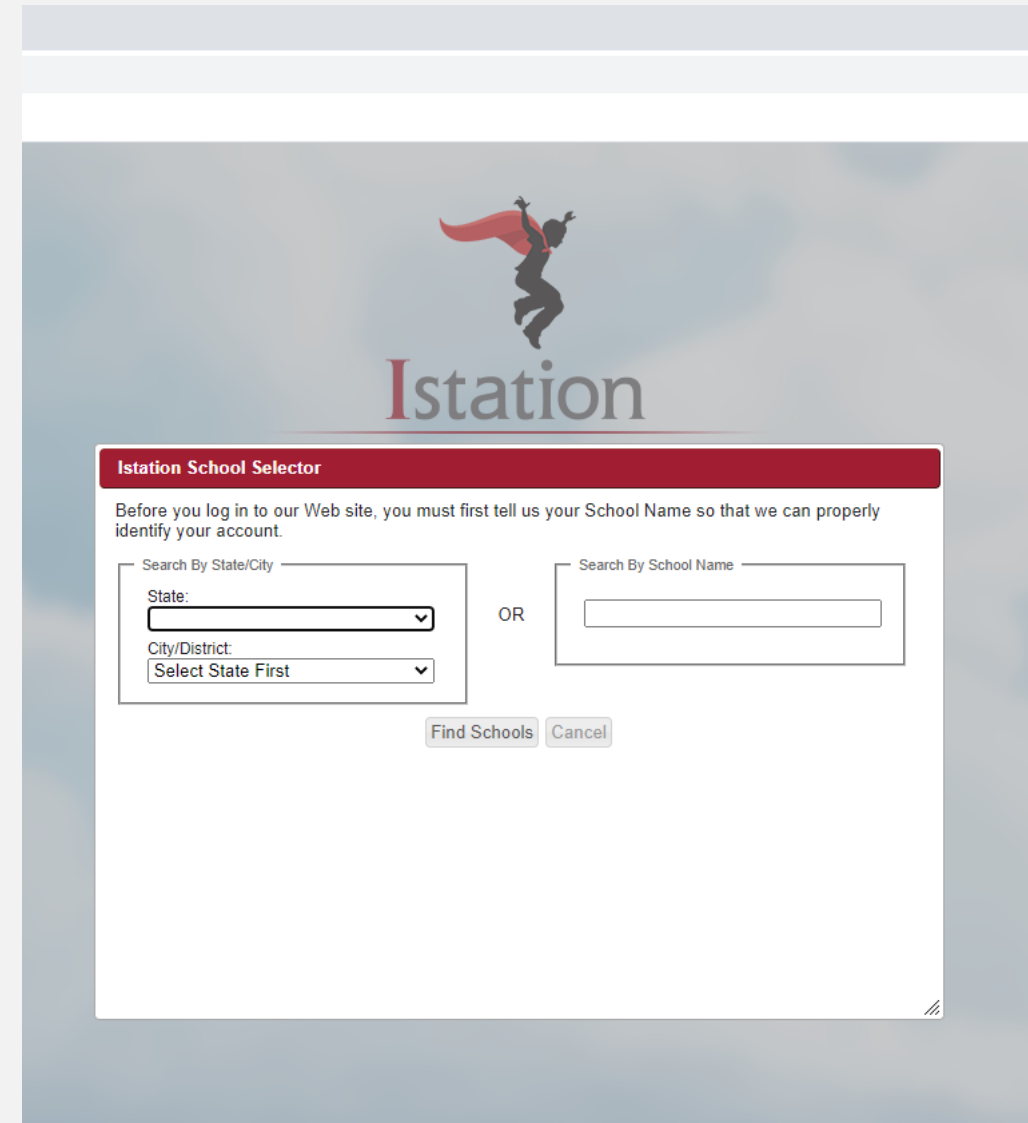
- IF **NOT** ON A GCS DEVICE THAT HAS THE ISTATION APP
- <https://isip.istation.com> (this link should be on your teacher's Canvas page, too)
- Teacher will provide your username and password OR use the information below:
 - Username: first name last initial (JohnD)
 - Password: student ID number
- If you need to take the assessment on the internet, you will need to plan to finish the test all at once. If you stop in the middle, your progress will not be saved and you will have to start over the next time you log in.

LOGGING ON FROM THE WEBSITE

ON THE LEFT, YOU WILL PUT STATE: **NC** AND CITY/DISTRICT: **GCSD.NC**

OR

ON THE RIGHT YOU WILL SEARCH BY SCHOOL NAME AND CHOOSE THE ONE THAT SAYS: PEARCE.**GCSD.NC**



The screenshot shows the Istation website interface. At the top, there is a logo featuring a silhouette of a person with a red cape, with the word "Istation" below it. Below the logo is a red header bar with the text "Istation School Selector". Underneath the header, there is a message: "Before you log in to our Web site, you must first tell us your School Name so that we can properly identify your account." Below this message are two search options. The first option is "Search By State/City", which includes a "State:" dropdown menu with a downward arrow and a "City/District:" dropdown menu with the text "Select State First" and a downward arrow. The second option is "Search By School Name", which is a simple text input field. Between the two search options is the word "OR". At the bottom of the search area, there are two buttons: "Find Schools" and "Cancel".


Check to be sure it says Pearce Elementary and has (pearce.gcsd.nc underneath)

Next, you will log in:

Username: first name last initial (JohnD)

Password: student ID #

And Click on Log In


Istation
ISIP

Claxton Elementary
(claxton.gcsd.nc)
[Change School](#)

Username

Password 

LOG IN



Choose Reading (BLUE
BUTTON) and follow
the directions to
complete the
assessment